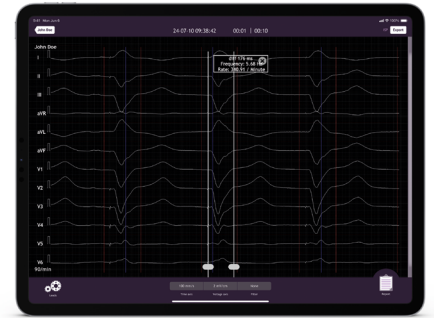
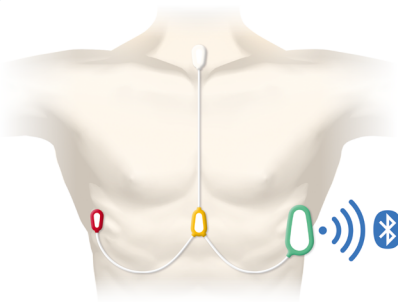


# CardioSecur Pace

## Precision in simplicity

CardioSecur Pace is a high-end vector-cardiography based 12+ lead ECG system. Supporting easy access to CSP for any clinic, it runs on iPads via Bluetooth, employs only 4 electrodes and is swift in application.



### Product Content

- iPad Pro in protection case
- Pre-installed CardioSecur app
- ECG device with Bluetooth
- Apple TV unit for connection to clinic display (HDMI)
- IoT SIM for autarkic communication
- Electrodes starter kit
- Chargers & cables
- Remote control
- Quick Guide EN

### Device Features

- Easy touch cursor settings
- Real-time measurement e.g. RVAT, SDAT
- Lead selection, speed, gain
- Customisable lead colour spectrum
- 50Hz, muscle tension filters
- Pacemaker detection
- Defibrillator safe
- 30 sec. snapshots (timestamp, comment)
- Easy electrode positioning all anatomies
- Export options AirDrop, GDT, S2S

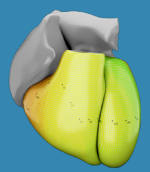
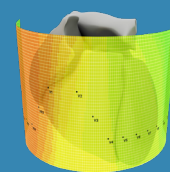
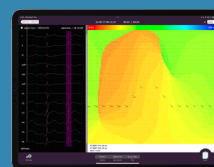
## Technical Details ECG Device

Outer case:	Dimensions: 39x32x16 cm; Weight: 4,0 kg
ECG device:	50 g
Bandwidth:	0,05 to 40 Hz
Sampling rate:	1.000 Hz
Speed:	5 - 300 mm/s
Vector ECG:	4 electrodes, 12-/22-Lead ECG (I, II, III, aVR, aVL, aVF, V1-V6 plus V7-V9 and VR3-VR9)
Safety class:	BF
iPad storage:	1 GB stores 10,000 minutes of 12-lead ECG recording
Communication:	ECG device to iPad via Bluetooth
Wet gel electrodes:	F9067/4/CARDIOSECUR or Ambu Blue Sensor Type P-00-S/xx

## Outlook - taking CardioSecur Pace to the next level

- Activation time presented in coloured 2D or 3D map
- Highest ever resolution of a surface ECG with 14.000 leads
- Only 4 electrodes on body for best ease of use
- Allows higher precision in LBBP, CSP procedures
- Procedure efficacy identifiable at a glance
- Development completion pending

## CardioSecur Mapping\*



\* Product not available in the U.S.A.